






S SUPACORD

FIBRE BONDED RANGE

 **MADE IN THE UK. MADE TO LAST.**

Specification

PRODUCT	Supacord Heavy Contract Fibre Bonded Carpet, Tiles and Planks
FIBRE CONSTRUCTION	80% Polypropylene, 15% Polyamide, 5% Recycled Polyester
WEIGHT	1020gsm (Sheet), 4020gsm (Tile and Plank), 4820gsm (Acoustic Tile)
THICKNESS	6.20mm (Sheet), 7.60mm (Tile and Plank), 12mm (Acoustic Tile)
ROLL WIDTH	 2 metre and 4 metre, ribbing runs down length of roll
TILE SIZE	 50cm x 50cm (Tiles are Bitumen backed)
PLANK SIZE	 100cm x 25cm (Planks are Bitumen backed)
TILES PER BOX	20 (5m ²) Standard Tiles, 16 (4m ²) Acoustic Tiles
PLANKS PER BOX	16 (4m ²)
COLOUR FASTNESS	Light (BS EN ISO 105:B02) 6 Wet Rubbing (BS EN ISO 105:BO1) 4-5 Dry Rubbing (BS EN ISO 105:X12) 4-5
FLAMMABILITY	(BS5287) Assessment and labelling of Textile Floorcoverings tested to BS4790 (Hot Metal Nut Test) - Low Radius of Char
BS EN 13501	Class Cfl-s1 (Sheet) Class Bfl-s1 (Tile) Class Bfl-s1 (Acoustic Tile) Class Cfl-s1 (Plank)
REDUCTION IN IMPACT NOISE	BS EN ISO 140-8: 19dB (Sheet and Tile) BS EN ISO 140-8: 22dB (Acoustic Tile)
SOUND ABSORPTION - BS EN 354:2003	BS EN ISO 11654:1997: Class E (aw = 0.20) (Sheet) BS EN ISO 11654:1997: Class E (aw = 0.15) (Tile) BS EN ISO 11654:1997: Class D (aw = 0.30) (Acoustic Tile)
ANTISTATIC	Suitable for use in computer rooms
INSTALLATION	 Supacord tiles should be laid tessellated as per the icon provided. The method of installation should conform to BS5325. For details of subfloor preparation and a full guide to installation visit: www.heckmondwike-fb.co.uk . Before laying Supacord, tiles should be allowed to condition for 24 hours at the expected temperature and humidity levels.
ADHESIVE GUIDE	Sheet carpet should be fully adhered with F. Ball F3 or Bostik Laybond Carpet Adhesive. For tiles and planks use F. Ball F41 Tackifier or Bostik Laybond Carpet Tile Tackifier.
MAINTENANCE	To achieve maximum life expectancy it is essential to initiate a maintenance schedule from the date of installation. A full guide to cleaning & maintenance is available at: www.heckmondwike-fb.co.uk



PLEASE NOTE: For technical reasons, as with all textile materials, it is not possible to colour match from different batches. Orders that need to colour match should be placed at the same time. Production may, therefore, show variations to the sample card. Heckmondwike reserves the right to change or modify product specifications without giving prior notice.

07/21